

The influence of the test product on the key organisms of the respective body region was examined.

### Information about the tested product:

**Manufacturer:**

Sharon Personal Care  
Eli Horovitz St. 4  
7608810 Rehovot  
Israel

**Name of the product:**

Sharon AquaVITA 90

<b>Product type:</b>	Ingredient
<b>Application:</b>	Leave-on
<b>Dilution:</b>	3% in water
<b>Sample received:</b>	05 March 2024
<b>Test Start:</b>	05 March 2024
<b>Test End:</b>	19 March 2024
<b>Test Standard:</b>	<b>MyMicrobiome Standard 18.10 Face</b>
<b>Test result:</b>	<b>1.3</b>
<b>Certification:</b>	Granted

## Test description

The MyMicrobiome Standard evaluates cosmetic and personal care products, that encounter the skin or mucous membrane, in terms of their influence on the microbiome located at a specific body site.

An intact skin microbiome has a fundamental influence on skin health. Products which are to be skin-friendly must also be Microbiome-friendly in order not to unbalance the skin of the user.

The MyMicrobiome Standard evaluates the influence of cosmetic and personal care products on the microbial key players of a specific skin or mucous membrane area. The human microbiome is very individual from person to person.

Each area, however, harbors a characteristic composition of bacteria, viruses and fungi. The test examines the products influence on the key organisms typical for each skin area and thus offers a standardized procedure.

## Various aspects are examined:

### The microbial quality of the product.

#### The influence of the product on the natural, healthy skin balance.

The skin-commensal bacterium *Staphylococcus epidermidis* keeps the skin with antimicrobial peptides (so-called bacteriocins) and pH adjustments healthy and keeps skin-harmful germs such as *Staphylococcus aureus* in check. The product should not disturb this balance between skin-friendly and skin-harmful bacteria. This sensitive balance is investigated in conjunction with the product.

#### The influence of the product on the bacterial diversity of the specific body region.

Each body region is colonized by a certain microbial composition. For a healthy skin it is particularly important to maintain this biodiversity. The influence of the product on the respective microbial mixture is examined in the test. The aim is to find as many key organisms as possible after contact with the product.

#### The influence of the product on the growth behavior of the microbes of the specific body region.

In addition to the diversity of the specific microbiome, the growth or number of different key organisms should not be influenced by the product. This is investigated in a skin-product contact model. The key organisms are brought into direct and indirect contact with the product and their growth is observed.

### Results

#### The microbial quality of the product.

The prerequisite for the test for microbial friendliness is the microbiological quality of the product. The following table contains the limit values that must be observed.

Types of organisms	Limit values	
	Products specially designed for children under 3 years, eye area or mucous skins	Other products
<b>Total counts mesophilic, aerobic microorganisms (bacteria, yeasts, molds, (TAMC and TYMC))</b>	$\leq 1 \times 10^2$ cfu/g or ml <sup>a</sup>	$\leq 1 \times 10^3$ cfu/g or ml <sup>b</sup>
<i>Escherichia coli</i>	Not detectable in 1g or 1 ml	Not detectable in 1g or 1 ml
<i>Pseudomonas aeruginosa</i>	Not detectable in 1g or 1 ml	Not detectable in 1g or 1 ml
<i>Staphylococcus aureus</i>	Not detectable in 1g or 1 ml	Not detectable in 1g or 1 ml
<i>Candida albicans</i>	Not detectable in 1g or 1 ml	Not detectable in 1g or 1 ml
<b>a &gt;200 cfu/g or ml, b &gt;2000 cfu/g or ml</b>		

#### Results Microbiological quality

Determination of TAMC, TYMC, absence of *E. coli*, *P. aeruginosa* and *S. aureus*.

**The microbiological quality of the product according to DIN EN ISO 17516 is fulfilled.**

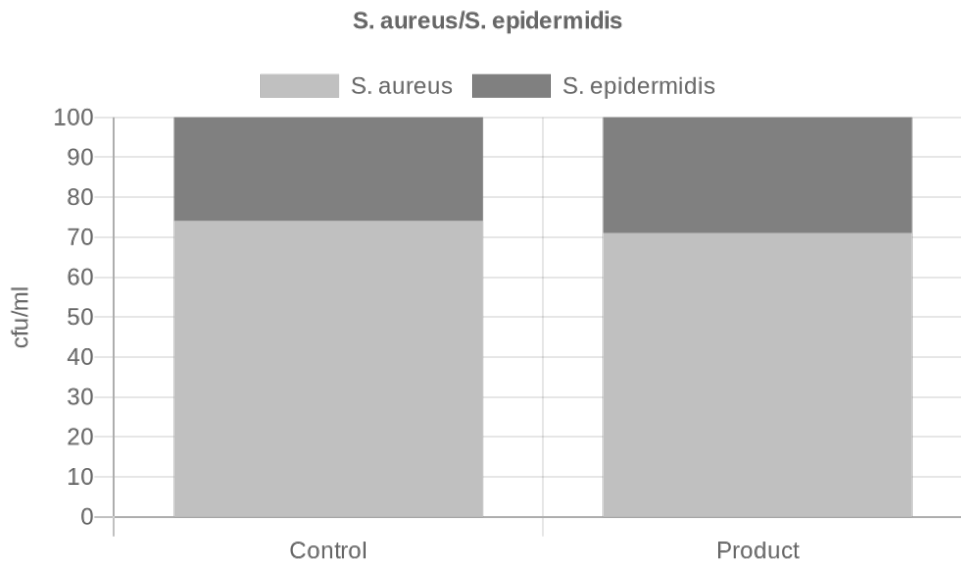
Parameter	Sample no.: 24.862.18.1
TAMC [cfu/0,1 ml]	< 1,0E+01
TYMC (incl. <i>Candida albicans</i> ) [in 0,1 ml]	negative
<i>Escherichia coli</i> [in 0,1 ml]	negative
<i>Pseudomonas aeruginosa</i> [in 0,1 ml]	negative
<i>Staphylococcus aureus</i> [in 0,1 ml]	negative

## Results

### The influence of the product on the natural, healthy skin balance.

A co-culture of *S. epidermidis* and *S. aureus* is incubated with the product.  
The ratio of the two microbes to each other is determined.

Determination of the bacterial count at time t = 15 min (rinse-off) or 4h (leave-on).

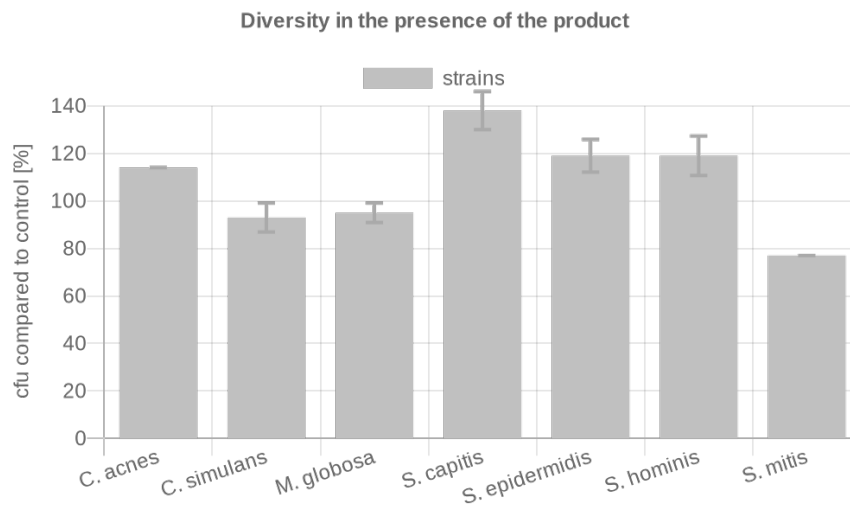


	cfu/ml		Ratio Product/ Control	Grade
	<i>S. aureus</i>	<i>S. epidermidis</i>		
<b>Control</b>	15700	5400	1.2	<b>1.0</b>
<b>Product</b>	2966.7	1200		

## Results – SEBACEOUS -

### The influence of the product on the microbial diversity of the specific body region.

A co-culture of key organisms of the specific body region is incubated with the product for t = 15 min (rinse-off) or 4h (leave-on). The ratio of the microbes compared to the control (PBS) is determined.

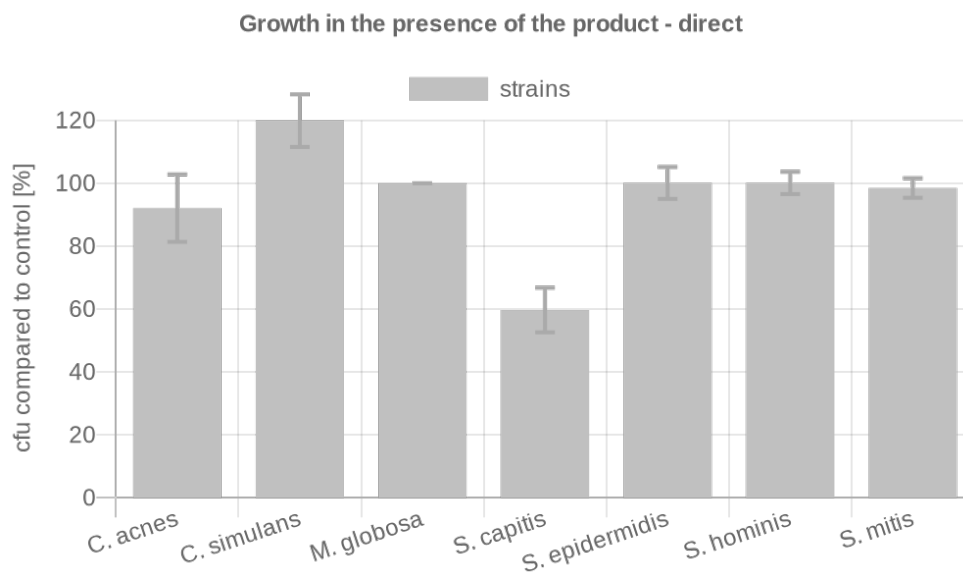


Key-Microbe	t=	4h	Rating
	cfu/ml		
<b>C. acnes</b>	Control	736.7	1
	Product	840	
<b>C. simulans</b>	Control	1233.3	1
	Product	1150	
<b>M. globosa confluence</b>	Control	23600	1
	Product	22533.3	
<b>S. capitis</b>	Control	2400	2
	Product	3300	
<b>S. epidermidis</b>	Control	1373.3	1
	Product	1640	
<b>S. hominis</b>	Control	2700	1
	Product	3200	
<b>S. mitis</b>	Control	156.7	2
	Product	120	
<b>Overall rating:</b>			<b>1.3</b>

## Results – SEBACEOUS -

### The influence of the product on the growth behavior of the microbes of the specific body region – directly.

The influence of the product on the growth of each individual microbe of the key organisms of the specific body region is investigated and put in relation to the control (PBS). Product contact with the microorganisms is directly.



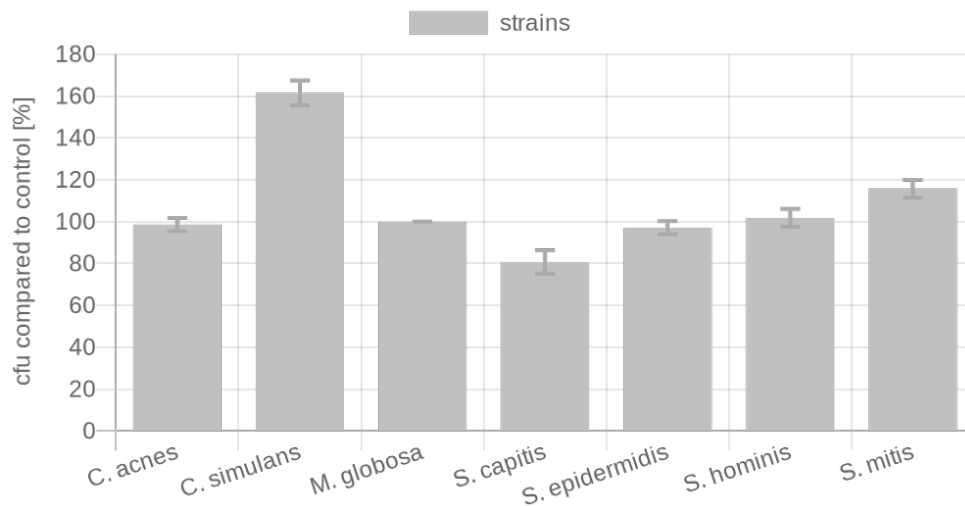
Key-Microbe	cfu/ml		Rating
<b>C. acnes</b>	Control	521	2
	Product	480	
<b>C. simulans</b>	Control	178.7	1
	Product	214.3	
<b>M. globosa confluence</b>	Control	100	1
	Product	100	
<b>S. capitis</b>	Control	201	3
	Product	120	
<b>S. epidermidis</b>	Control	356.5	1
	Product	357	
<b>S. hominis</b>	Control	234	1
	Product	234.3	
<b>S. mitis</b>	Control	437	1
	Product	430.5	
<b>Overall rating:</b>			<b>1.4</b>

## Results – SEBACEOUS -

### The influence of the product on the growth behavior of the microbes of the specific body region – indirectly.

The influence of the product on the growth of each individual microbe of the key organisms of the specific body region is investigated and put in relation to the control (PBS). The product contact to the microorganisms is indirect.

Growth in the presence of the product - indirect



Key-Microbe	cfu/ml		Rating
<i>C. acnes</i>	Control	364	1
	Product	359	
<i>C. simulans</i>	Control	182.7	2
	Product	295	
<i>M. globosa confluence</i>	Control	100	1
	Product	100	
<i>S. capitis</i>	Control	174	2
	Product	140.5	
<i>S. epidermidis</i>	Control	330.3	1
	Product	320.7	
<i>S. hominis</i>	Control	227.3	1
	Product	231.3	
<i>S. mitis</i>	Control	439.3	1
	Product	508.3	
<b>Overall rating:</b>			<b>1.3</b>

## Results

The results are evaluated with grades from 1 (one) to 3 (three).

The product has passed up to grade 2.0.

Here the grade means:

1.0 – 2.0 = Microbiome-friendly | 2.1 – 3.0 = Microbiome-influencing

Test	Grade
Balance of the skin microbiome	1.0
Diversity of the corresponding skin microbiome (x2)	1.3
Skin-product contact direct (x2)	1.4
Skin-product contact indirect	1.3
<b>Overall grade</b>	<b>1.3</b>

**With an overall grade of 1.3 the seal „Microbiome-friendly“ is awarded according to MyMicrobiome Standard 18.10 Face.**

Place, Date: Balzers, 19 March 2024

Responsible person: Dr. Kristin Neumann

Signature:

