

The influence of the test product on the key organisms of the respective body region was examined.

Information about the tested product:

Manufacturer:

TheGreenCell
15810 Gaither Road, Building 9
MD 20877 Gaithersburg
USA

Name of the product:

All in one

Product type:	Ingredient
Application:	Leave-on
Dilution:	0.5% in Squalane
Sample received:	20 July 2023
Test Start:	20 July 2023
Test End:	31 August 2023
Test Standard:	MyMicrobiome Standard 18.11 Face / Body
Test result:	1.5
Certification:	granted

Test description

The MyMicrobiome Standard evaluates cosmetic and personal care products, that encounter the skin or mucous membrane, in terms of their influence on the microbiome located at a specific body site.

An intact skin microbiome has a fundamental influence on skin health. Products which are to be skin-friendly must also be Microbiome-friendly in order not to unbalance the skin of the user.

The MyMicrobiome Standard evaluates the influence of cosmetic and personal care products on the microbial key players of a specific skin or mucous membrane area. The human microbiome is very individual from person to person.

Each area, however, harbors a characteristic composition of bacteria, viruses and fungi. The test examines the products influence on the key organisms typical for each skin area and thus offers a standardized procedure.

Various aspects are examined:

The microbial quality of the product.

The influence of the product on the natural, healthy skin balance.

The skin-commensal bacterium *Staphylococcus epidermidis* keeps the skin with antimicrobial peptides (so-called bacteriocins) and pH adjustments healthy and keeps skin-harmful germs such as *Staphylococcus aureus* in check. The product should not disturb this balance between skin-friendly and skin-harmful bacteria. This sensitive balance is investigated in conjunction with the product.

The influence of the product on the bacterial diversity of the specific body region.

Each body region is colonized by a certain microbial composition. For a healthy skin it is particularly important to maintain this biodiversity. The influence of the product on the respective microbial mixture is examined in the test. The aim is to find as many key organisms as possible after contact with the product.

The influence of the product on the growth behavior of the microbes of the specific body region.

In addition to the diversity of the specific microbiome, the growth or number of different key organisms should not be influenced by the product. This is investigated in a skin-product contact model. The key organisms are brought into direct and indirect contact with the product and their growth is observed.

Results

The microbial quality of the product.

The prerequisite for the test for microbial friendliness is the microbiological quality of the product. The following table contains the limit values that must be observed.

Types of organisms	Limit values	
	Products specially designed for children under 3 years, eye area or mucous skins	Other products
Total counts mesophilic, aerobic microorganisms (bacteria, yeasts, molds, (TAMC and TYMC))	$\leq 1 \times 10^2$ cfu/g or ml ^a	$\leq 1 \times 10^3$ cfu/g or ml ^b
<i>Escherichia coli</i>	Not detectable in 1g or 1 ml	Not detectable in 1g or 1 ml
<i>Pseudomonas aeruginosa</i>	Not detectable in 1g or 1 ml	Not detectable in 1g or 1 ml
<i>Staphylococcus aureus</i>	Not detectable in 1g or 1 ml	Not detectable in 1g or 1 ml
<i>Candida albicans</i>	Not detectable in 1g or 1 ml	Not detectable in 1g or 1 ml
a >200 cfu/g or ml, b >2000 cfu/g or ml		

Results Microbiological quality

Determination of TAMC, TYMC, absence of *E. coli*, *P. aeruginosa* and *S. aureus*.

The microbiological quality of the product according to DIN EN ISO 17516 is fulfilled.

Parameter	Sample no.: 23.673.18.4
TAMC [cfu/0,1 ml]	< 1,0E+01
TYMC (incl. <i>Candida albicans</i>) [in 0,1 ml]	negative
<i>Escherichia coli</i> [in 0,1 ml]	negative
<i>Pseudomonas aeruginosa</i> [in 0,1 ml]	negative
<i>Staphylococcus aureus</i> [in 0,1 ml]	negative

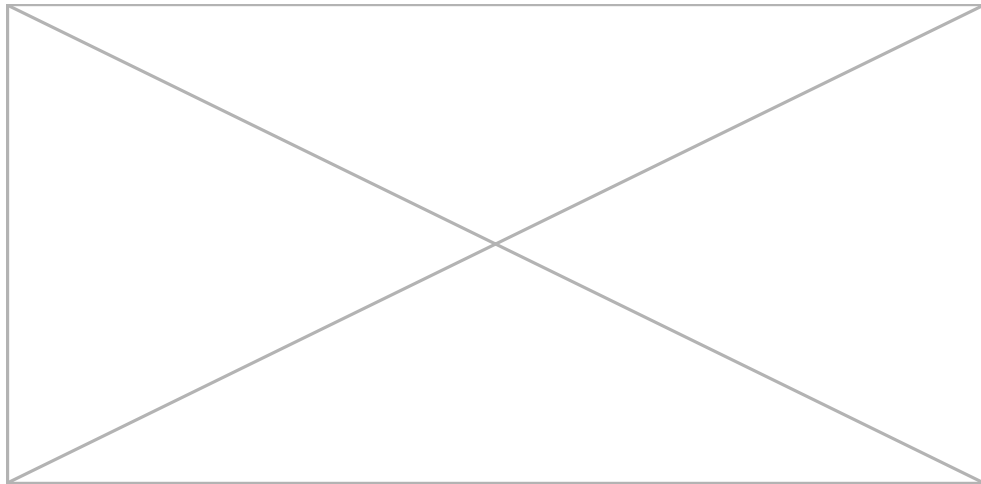
Results

The influence of the product on the natural, healthy skin balance.

A co-culture of *S. epidermidis* and *S. aureus* is incubated with the product.

The ratio of the two microbes to each other is determined.

Determination of the bacterial count at time t = 15 min (rinse-off) or 4h (leave-on).

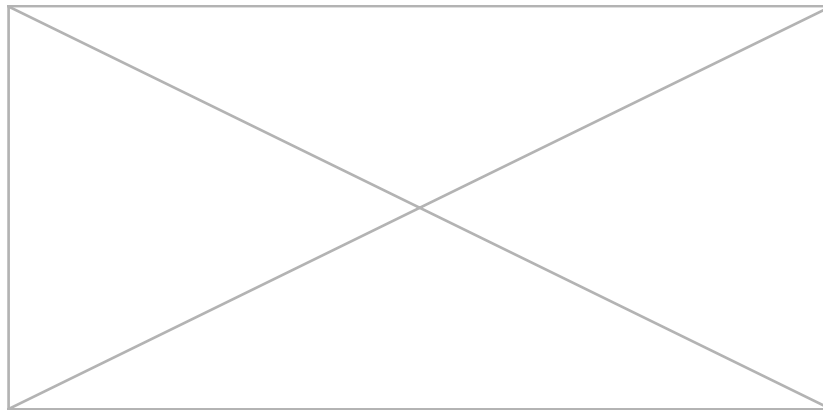


	cfu/ml		Ratio Product/ Control	Grade
Control	6400	23950	0.7	2
Product	1600	3950		

Results – SEBACEOUS SKIN -

The influence of the product on the microbial diversity of the specific body region.

A co-culture of key organisms of the specific body region is incubated with the product for t = 15 min (rinse-off) or 4h (leave-on). The ratio of the microbes compared to the control (PBS) is determined.

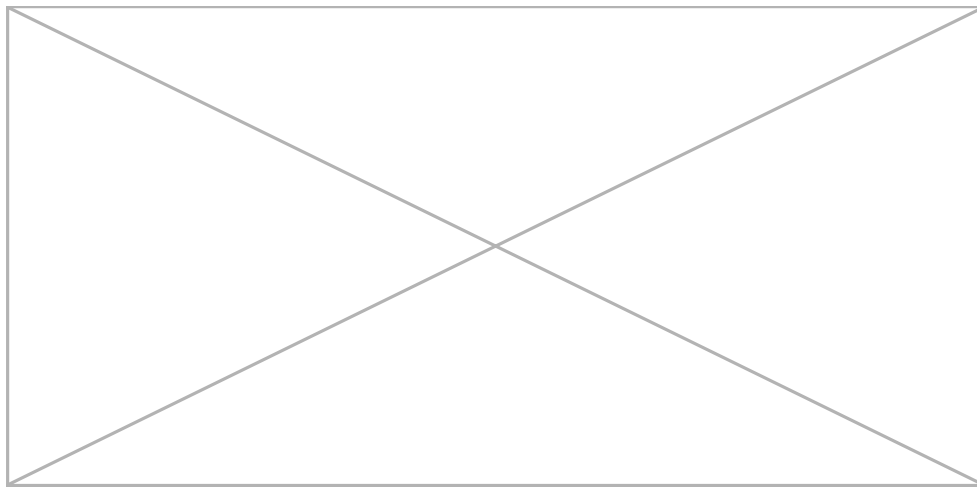


Key-Microbe	t=	4h	Rating
	cfu/ml		
<i>C. simulans</i>	Control	2066.7	1
	Product	2333.3	
<i>M. globosa confluence</i>	Control	75200	2
	Product	66800	
<i>P. acnes</i>	Control	400	2
	Product	336.7	
<i>S. capitis</i>	Control	2200	2
	Product	1800	
<i>S. epidermidis</i>	Control	5600	1
	Product	5533.3	
<i>S. hominis</i>	Control	7100	1
	Product	6866.7	
<i>S. mitis</i>	Control	435	1
	Product	450	
Overall rating:			1.4

Results – SEBACEOUS SKIN -

The influence of the product on the growth behavior of the microbes of the specific body region – directly.

The influence of the product on the growth of each individual microbe of the key organisms of the specific body region is investigated and put in relation to the control (PBS). Product contact with the microorganisms is directly.

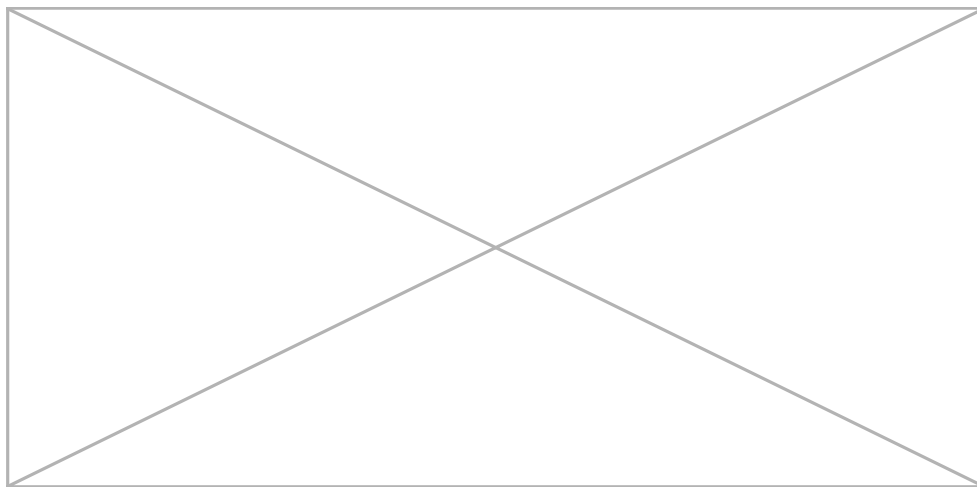


Key-Microbe	cfu/ml		Rating
<i>C. simulans</i>	Control	210	2
	Product	194	
<i>M. globosa confluence</i>	Control	100	1
	Product	100	
<i>P. acnes</i>	Control	222.3	2
	Product	355	
<i>S. capitis</i>	Control	361.7	1
	Product	378	
<i>S. epidermidis</i>	Control	329.3	1
	Product	328	
<i>S. hominis</i>	Control	228.3	1
	Product	218.3	
<i>S. mitis</i>	Control	121.7	1
	Product	128.3	
Overall rating:			1.3

Results – SEBACEOUS SKIN -

The influence of the product on the growth behavior of the microbes of the specific body region – indirectly.

The influence of the product on the growth of each individual microbe of the key organisms of the specific body region is investigated and put in relation to the control (PBS). The product contact to the microorganisms is indirect.

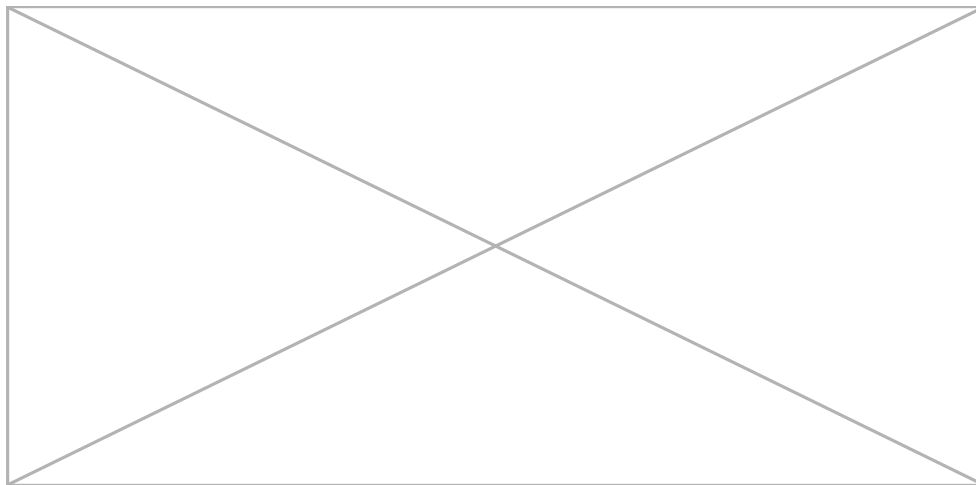


Key-Microbe	cfu/ml		Rating
<i>C. simulans</i>	Control	296.7	2
	Product	266.7	
<i>M. globosa confluence</i>	Control	70	1
	Product	70	
<i>P. acnes</i>	Control	197.7	1
	Product	205	
<i>S. capitis</i>	Control	366.7	1
	Product	372	
<i>S. epidermidis</i>	Control	341.7	1
	Product	333	
<i>S. hominis</i>	Control	266.7	2
	Product	215.7	
<i>S. mitis</i>	Control	95.7	2
	Product	144.5	
Overall rating:			1.4

Results – DRY SKIN -

The influence of the product on the microbial diversity of the specific body region.

A co-culture of key organisms of the specific body region is incubated with the product for t = 15 min (rinse-off) or 4h (leave-on). The ratio of the microbes compared to the control (PBS) is determined.

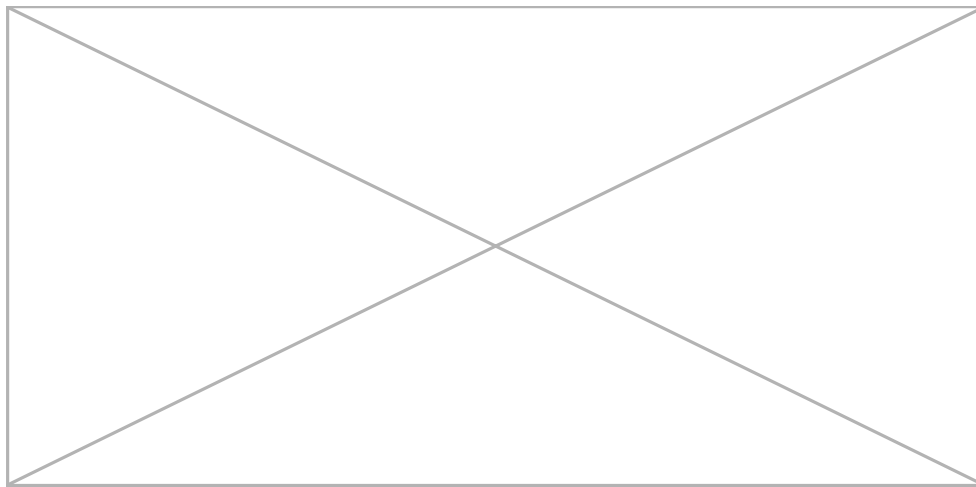


Key-Microbe	t=	4h	Rating
	cfu/ml		
<i>C. tuberculostearicum</i>	Control	8451,7	2
	Product	10636,7	
<i>M. globosa confluence</i>	Control	12733,3	1
	Product	12600	
<i>M. luteus</i>	Control	2865	1
	Product	2736,7	
<i>P. acnes</i>	Control	460	3
	Product	266	
<i>S. mitis</i>	Control	n/a	n/a
	Product	n/a	
<i>S. oralis</i>	Control	12900	1
	Product	13166,7	
Overall rating:			1.6

Results – DRY SKIN -

The influence of the product on the growth behavior of the microbes of the specific body region – directly.

The influence of the product on the growth of each individual microbe of the key organisms of the specific body region is investigated and put in relation to the control (PBS). Product contact with the microorganisms is directly.

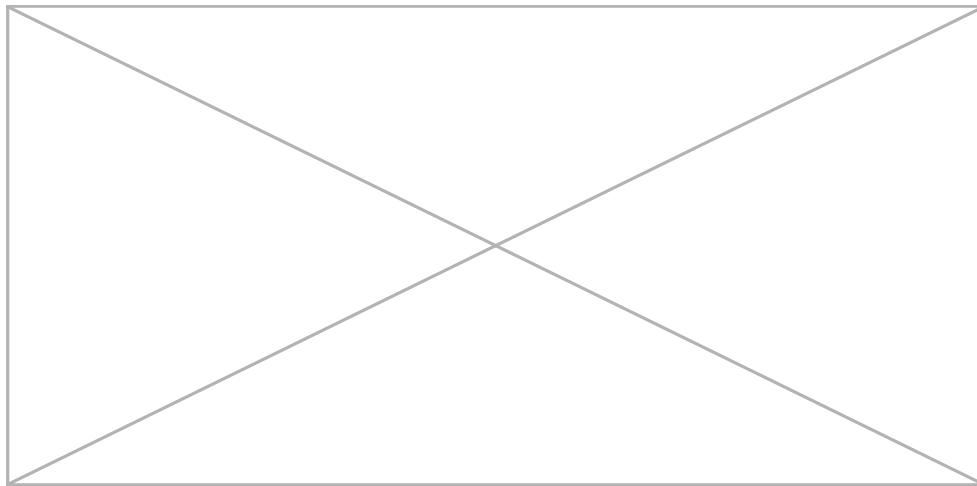


Key-Microbe	cfu/ml		Rating
C. tuberculostearicum	Control	2429.3	2
	Product	1826	
M. globosa confluence	Control	100	1
	Product	100	
M. luteus	Control	260.7	2
	Product	238.7	
P. acnes	Control	222.3	2
	Product	355	
S. mitis	Control	121.7	1
	Product	128.3	
S. oralis	Control	607	2
	Product	555	
Overall rating:			1.7

Results – DRY SKIN -

The influence of the product on the growth behavior of the microbes of the specific body region – indirectly.

The influence of the product on the growth of each individual microbe of the key organisms of the specific body region is investigated and put in relation to the control (PBS). The product contact to the microorganisms is indirect.



Key-Microbe	cfu/ml		Rating
<i>C. tuberculostearicum</i>	Control	1923.7	2
	Product	1660.3	
<i>M. globosa confluence</i>	Control	70	1
	Product	70	
<i>M. luteus</i>	Control	265.3	1
	Product	253.7	
<i>P. acnes</i>	Control	197.7	1
	Product	205	
<i>S. mitis</i>	Control	95.7	2
	Product	144.5	
<i>S. oralis</i>	Control	613.7	2
	Product	502	
Overall rating:			1.5

Results

The results are evaluated with grades from 1 (one) to 3 (three). If the product shows no or positive influence to the above-mentioned aspects, a grade of 1 is awarded respectively.

If only a very weak negative influence can be detected in the tests, the grade 2 is awarded and in case of a clearly negative influence, the product receives the grade 3.

The product has passed up to grade 2.0.

Here the grade means

1.0 – 2.0 = Microbiome-friendly; 2.1 – 3.0 = Microbiome-influencing

Test	Grade
Balance of the skin microbiome	2
Diversity of the corresponding skin microbiome (sebaceous, x2)	1.4
Diversity of the corresponding skin microbiome (dry, x2)	1.6
Skin-product contact direct (sebaceous, x2)	1.3
Skin-product contact direct (dry, x2)	1.7
Skin-product contact indirect (sebaceous)	1.4
Skin-product contact indirect (dry)	1.5
Overall grade	1.5

With an overall grade of 1.5 the seal „Microbiome-friendly“ is awarded according to MyMicrobiome Standard 18.11 Face / Body.

Place, Date: Balzers, 22 September 2023

Responsible person: Dr. Kristin Neumann

Signature:

