

The influence of the test product on the key organisms of the respective body region was examined.

Information about the tested product:

Manufacturer:

Bolt Threads Inc.
5858 Horton Street
Emeryville, CA 94608
USA



Name of the product:

b-silk, 5% in PBS (w/v)

Product type:

Final Product

Ingredient

Application:

Rinse Off

Leave On

Standard:

Lips

MyMicrobiome Standard 18.10

Body / Neck / Chest / Hands

MyMicrobiome Standard 18.10

Back

MyMicrobiome Standard 18.10

Bottom / Thighs

MyMicrobiome Standard 18.10

Axillary vault

MyMicrobiome Standard 18.10

Infant skin

MyMicrobiome Standard 20.10

Vaginal tract

MyMicrobiome Standard 21.10

Feet

MyMicrobiome Standard 22.10

Mouth

MyMicrobiome Standard 23.10

Nasal mucosa

MyMicrobiome Standard 24.10

Sample receipt: 22 August 2022

Test result: 1.7

Test period: 23 August – 24 October 2022

Approved yes/no: yes; 25 October 2022



Test description

The MyMicrobiome Standard evaluates cosmetic and personal care products, that encounter the skin or mucous membrane, in terms of their influence on the microbiome located at a specific body site.

An intact skin microbiome has a fundamental influence on skin health. Products which are to be skin-friendly must also be Microbiome-friendly in order not to unbalance the skin of the user.

The MyMicrobiome Standard evaluates the influence of cosmetic and personal care products on the microbial key players of a specific skin or mucous membrane area.

The human microbiome is very individual from person to person.

Each area, however, harbors a characteristic composition of bacteria, viruses and fungi. The test examines the products influence on the key organisms typical for each skin area and thus offers a standardized procedure.

Various aspects are examined:

The microbial quality of the product.

The influence of the product on the natural, healthy skin balance.

The skin-commensal bacterium *Staphylococcus epidermidis* keeps the skin with antimicrobial peptides (so-called bacteriocins) and pH adjustments healthy and keeps skin-harmful germs such as *Staphylococcus aureus* in check. The product should not disturb this balance between skin-friendly and skin-harmful bacteria. This sensitive balance is investigated in conjunction with the product.

The influence of the product on the bacterial diversity of the specific body region.

Each body region is colonized by a certain microbial composition. For a healthy skin it is particularly important to maintain this biodiversity. The influence of the product on the respective microbial mixture is examined in the test. The aim is to find as many key organisms as possible after contact with the product.

The influence of the product on the growth behavior of the microbes of the specific body region.

In addition to the diversity of the specific microbiome, the growth or number of different key organisms should not be influenced by the product. This is investigated in a skin-product contact model. The key organisms are brought into direct and indirect contact with the product and their growth is observed.

Results

The microbial quality of the product.

The prerequisite for the test for microbial friendliness is the microbiological quality of the product. The following table contains the limit values that must be observed.

| Types of organisms | Limit values | |
|---|--|---|
| | Products specially designed for children under 3 years, eye area or mucous-skins | Other products |
| Total counts mesophilic, aerobic microorganisms (bacteria, yeasts, molds, (TAMC and TYMC)) | $\leq 1 \times 10^2$ cfu/g or ml ^a | $\leq 1 \times 10^3$ cfu/g or ml ^b |
| <i>Escherichia coli</i> | Not detectable in 1g or 1 ml | Not detectable in 1g or 1 ml |
| <i>Pseudomonas aeruginosa</i> | Not detectable in 1g or 1 ml | Not detectable in 1g or 1 ml |
| <i>Staphylococcus aureus</i> | Not detectable in 1g or 1 ml | Not detectable in 1g or 1 ml |
| <i>Candida albicans</i> | Not detectable in 1g or 1 ml | Not detectable in 1g or 1 ml |

a >200 cfu/g or ml, b >2000 cfu/g or ml

Results Microbiological quality:

Determination of TAMC, TYMC, absence of *E. coli*, *P. aeruginosa* and *S. aureus*.

The microbiological quality of the product according to DIN EN ISO 17516 is fulfilled.

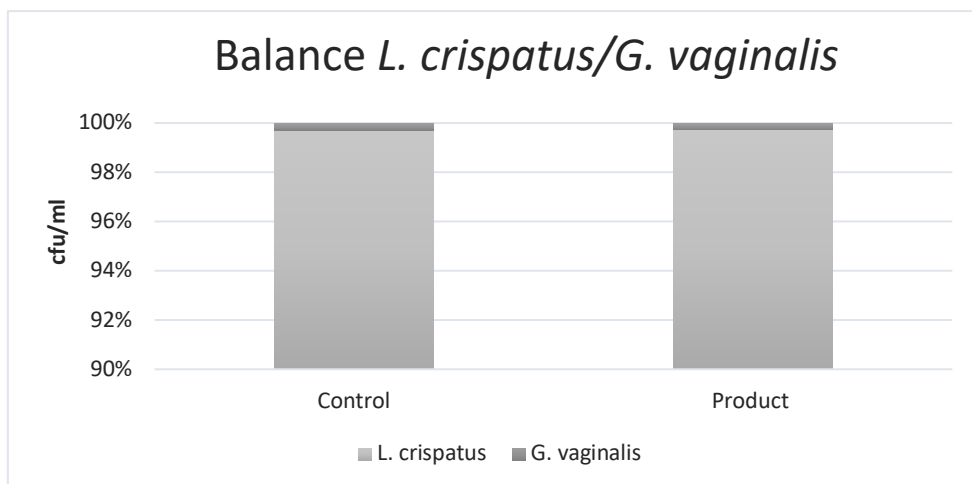
| Parameter | Sample no.: 221.047.86 |
|---|------------------------|
| TAMC [cfu/0,1 ml] | < 1,0E+01 |
| TYMC (incl. <i>Candida albicans</i>) [in 0,1 ml] | negative |
| <i>Escherichia coli</i> [in 0,1 ml] | negative |
| <i>Pseudomonas aeruginosa</i> [in 0,1 ml] | negative |
| <i>Staphylococcus aureus</i> [in 0,1 ml] | negative |

Results

The influence of the product on the natural, healthy vaginal balance.

A co-culture of *L. crispatus* and *G. vaginalis* is incubated with the product. The ratio of the two microbes to each other is determined.

Determination of the bacterial count at time $t = 15$ min (rinse-off) or 4h (leave-on).

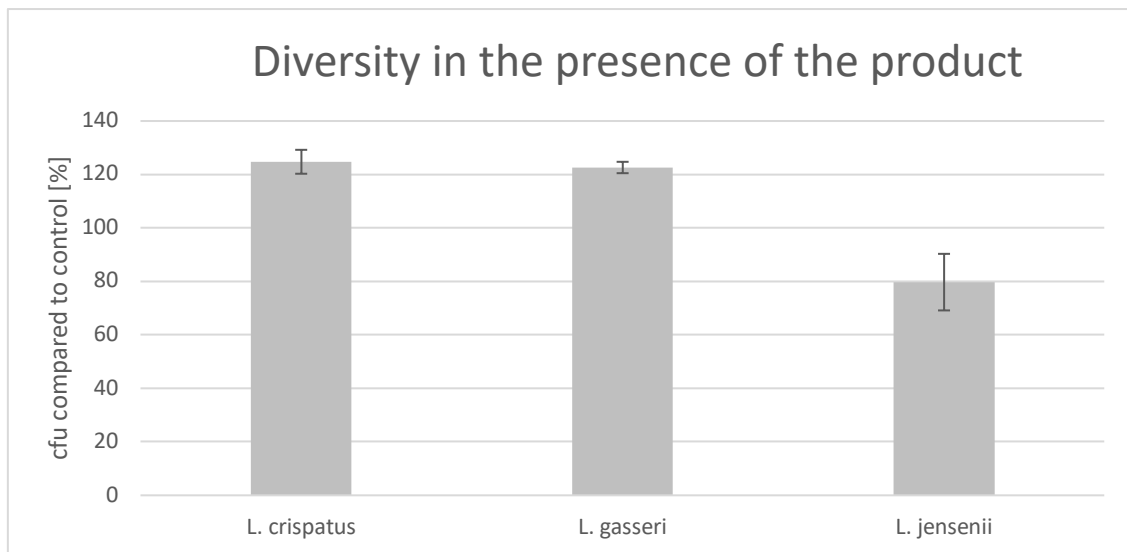


| | cfu/ml | | Ratio Product/ Control | Grade |
|----------------|---------------------|---------------------|---------------------------|-------|
| | <i>L. crispatus</i> | <i>G. vaginalis</i> | | |
| Control | 3.1E+04 | 9.0E+01 | 1.1 | 1.0 |
| Product | 3.2E+04 | 8.3E+01 | | |

Results – VAGINAL -

The influence of the product on the microbial diversity of the specific body region.

A liquid culture of key organisms of the specific body region is incubated with the product for t = 15 min (rinse-off) or 4h (leave-on). The ratio of the microbes compared to the control (PBS) is determined.

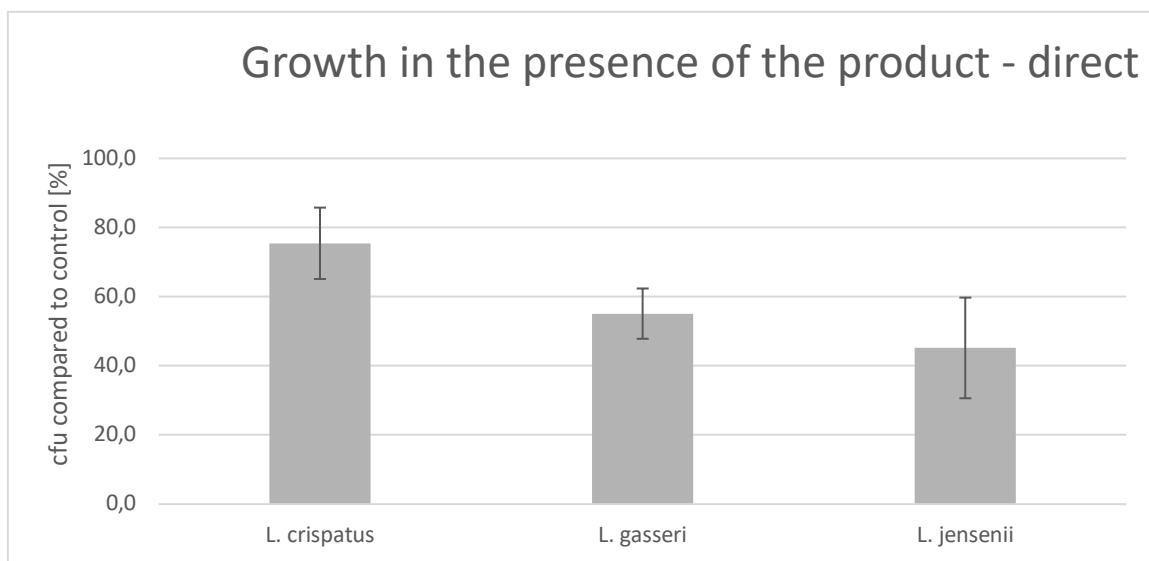


| Key-Microbe | t= | 15min | Rating |
|------------------------|---------|---------|--------|
| | cfu/ml | | |
| <i>L. crispatus</i> | Control | 3.6E+03 | 1 |
| | Product | 4.5E+03 | |
| <i>L. gasseri</i> | Control | 3.8E+02 | 1 |
| | Product | 4.7E+02 | |
| <i>L. jensenii</i> | Control | 2.5E+02 | 2 |
| | Product | 2.0E+02 | |
| Overall rating: | | | 1.3 |

Results – VAGINAL -

The influence of the product on the growth behavior of the microbes of the specific body region – directly.

The influence of the product on the growth of each individual microbe of the key organisms of the specific body region is investigated and put in relation to the control (PBS). Product contact with the microorganisms is directly.

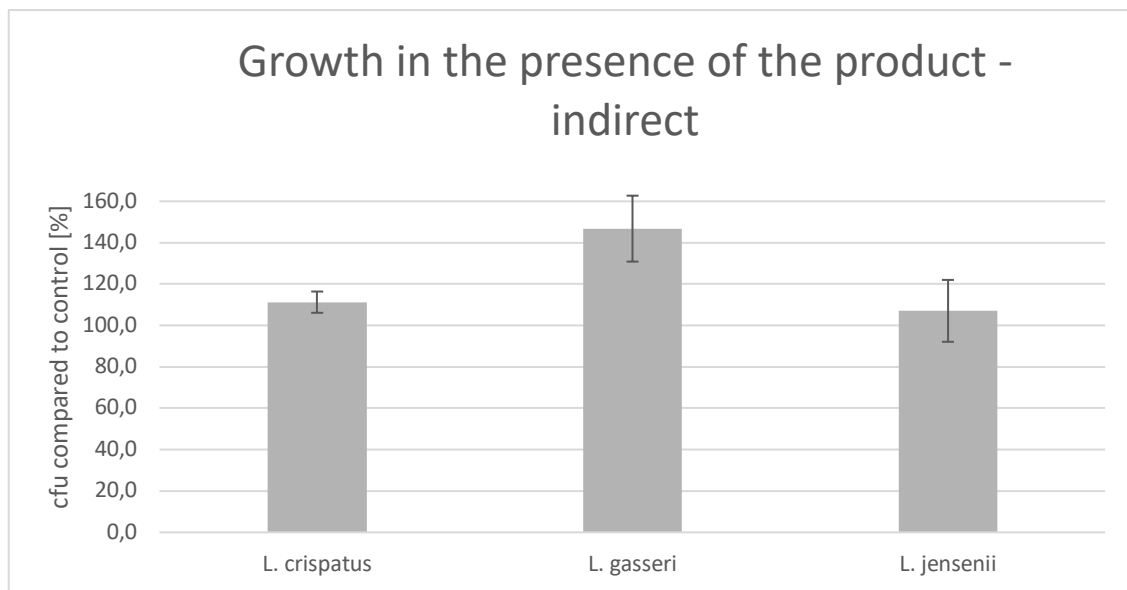


| Key-Microbe | cfu /Plate | | Rating |
|------------------------|------------|-------|--------|
| <i>L. crispatus</i> | Control | 770.7 | 2 |
| | Product | 581.3 | |
| <i>L. gasseri</i> | Control | 137.3 | 3 |
| | Product | 75.7 | |
| <i>L. jensenii</i> | Control | 172.7 | 3 |
| | Product | 78.0 | |
| Overall rating: | | | 2.7 |

Results – VAGINAL -

The influence of the product on the growth behavior of the microbes of the specific body region – indirectly.

The influence of the product on the growth of each individual microbe of the key organisms of the specific body region is investigated and put in relation to the control (PBS). The product contact to the microorganisms is indirect.



| Key-Microbe | cfu /Plate | | Rating |
|------------------------|------------|-------|--------|
| <i>L. crispatus</i> | Control | 853.3 | 1 |
| | Product | 949.3 | |
| <i>L. gasseri</i> | Control | 145.3 | 1 |
| | Product | 213.3 | |
| <i>L. jensenii</i> | Control | 208.0 | 1 |
| | Product | 222.7 | |
| Overall rating: | | | 1.0 |

Results

The results are evaluated with grades from 1 (one) to 3 (three). If the product shows no influence on the above-mentioned aspects, a grade of 1 is awarded respectively.

If only a weak influence can be detected in the tests, the grade 2 is awarded and in case of a strong influence, the product receives the grade 3.

The product has passed up to an overall grade of 2.0

Here the grade means

1.0 – 2.0 = Microbiome-friendly; 2.1 – 3.0 = Microbiome- influencing.


| Test | Grade |
|---|------------|
| Balance of the skin microbiome | 1.0 |
| Diversity of the corresponding skin microbiome (x2) | 1.3 |
| Skin-product contact direct (x2) | 2.7 |
| Skin-product contact indirect | 1.0 |
| Overall grade | 1.7 |

With an overall grade of 1.7 the seal „Microbiome-friendly“ is awarded according to MyMicrobiome Standard 21.10.

Place, Date: Balzers, 25 October 2022

Responsible person: Dr. Kristin Neumann

Signature:

A handwritten signature in blue ink, appearing to read "Dr. Neumann", is written over a white rectangular background.