

**The influence of the test product on the key organisms of the respective body region was examined.**

**Information about the tested product:**

**Manufacturer:**

Codex Beauty Corporation  
3130 Alpine Road, Suite 200  
Portola Valley, CA 94028  
United States of America



**Name of the product:**

CODEX BEAUTY LABS – Unscented Soap

Conc.: 0,05 g/ml

**Product class:**

- |  |   |
|--|---|
| <input checked="" type="checkbox"/> Face / Eyes<br>MyMicrobiome Standard 18.10                 | <input type="checkbox"/> Scalp<br>MyMicrobiome Standard 19.10         |
| <input checked="" type="checkbox"/> Lips<br>MyMicrobiome Standard 18.10                        | <input type="checkbox"/> Infant skin<br>MyMicrobiome Standard 20.10   |
| <input checked="" type="checkbox"/> Body / Neck / Chest / Hands<br>MyMicrobiome Standard 18.10 | <input type="checkbox"/> Vaginal tract<br>MyMicrobiome Standard 21.10 |
| <input checked="" type="checkbox"/> Back<br>MyMicrobiome Standard 18.10                        | <input type="checkbox"/> Feet<br>MyMicrobiome Standard 22.10          |
| <input checked="" type="checkbox"/> Bottom / Tighs<br>MyMicrobiome Standard 18.10              | <input type="checkbox"/> Mouth<br>MyMicrobiome Standard 23.10         |
| <input type="checkbox"/> Auxillary vault<br>MyMicrobiome Standard 18.10                        | <input type="checkbox"/> Nasal mucosa<br>MyMicrobiome Standard 24.10  |

Sample receipt: 05 October 2020  
Test date/period: 08 October - 13 October 2020

Test result: 2,0  
Approved yes/no: yes; 16 December 2020

### Test description

The MyMicrobiome Standard evaluates cosmetic and personal care products, that come into contact with the skin or mucous membrane, in terms of their influence on the microbiome located at a specific body site.

An intact skin microbiome has a fundamental influence on skin health. Products which are to be skin-friendly must also be Microbiome-friendly in order not to unbalance the skin of the user.

The MyMicrobiome Standard evaluates the influence of cosmetic and personal care products on the microbial key players of a specific skin or mucous membrane area. The human microbiome is very individual from person to person.

Each area, however, harbors a characteristic composition of bacteria, viruses and fungi. The test examines the products influence on the key organisms typical for each skin area and thus offers a standardized procedure.

### Various aspects are examined:

- **The microbial quality of the product.**
- **The influence of the product on the bacterial diversity of the specific body region.**

Each body region is colonized by a certain microbial composition. For a healthy skin it is particularly important to maintain this biodiversity. The influence of the product on the respective microbial mixture is examined in the test. The aim is to find as many key organisms as possible after contact with the product.

- **The influence of the product on the growth behavior of the microbes of the specific body region.**

In addition to the diversity of the specific microbiome, the growth or number of different key organisms should not be influenced by the product. This is investigated in a skin-product contact model. The key organisms are brought into **direct** and **indirect** contact with the product and their growth is observed.

## Results

- **The microbial quality of the product.**

The prerequisite for the test for microbial friendliness is the microbiological quality of the product. The following table contains the limit values that must be observed.

Types of organisms	Limit values	
	Products specially designed for children under 3 years, eye area or mucous-skins	Other products
Total counts mesophilic, aerobic microorganisms (bacteria, yeasts, molds, (TAMC and TYMC))	$\leq 1 \times 10^2$ cfu/g or ml <sup>a</sup>	$\leq 1 \times 10^3$ cfu/g or ml <sup>b</sup>
<i>Escherichia coli</i>	Not detectable in 1g or 1 ml	Not detectable in 1g or 1 ml
<i>Pseudomonas aeruginosa</i>	Not detectable in 1g or 1 ml	Not detectable in 1g or 1 ml
<i>Staphylococcus aureus</i>	Not detectable in 1g or 1 ml	Not detectable in 1g or 1 ml
<i>Candida albicans</i>	Not detectable in 1g or 1 ml	Not detectable in 1g or 1 ml

a >200 cfu/g or ml, b >2000 cfu/g or ml

## Results Microbiological quality:

Determination of TAMC, TYMC, absence of *E. coli*, *P. aeruginosa* and *S. aureus*.

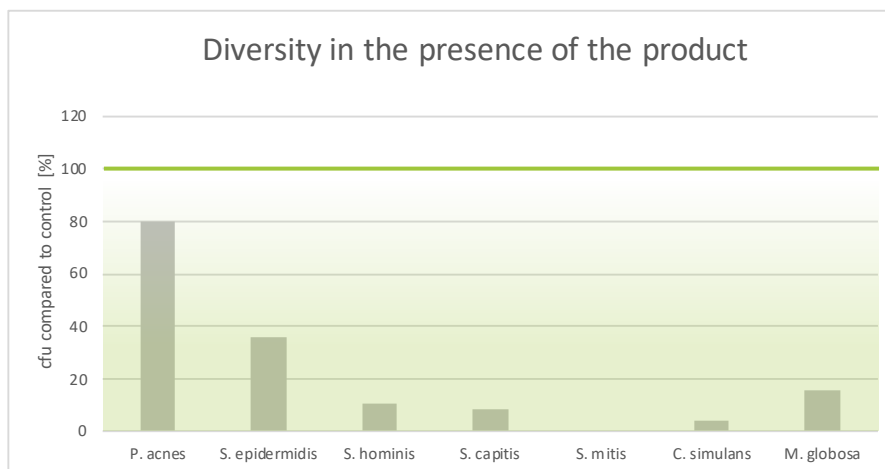
Parameter	Sample no.: 201.013.4
TAMC [cfu/0,1 ml]	< 1,0E+01
TYMC (incl. <i>Candida albicans</i> ) [in 0,1 ml]	negative
<i>Escherichia coli</i> [in 0,1 ml]	negative
<i>Pseudomonas aeruginosa</i> [in 0,1 ml]	negative
<i>Staphylococcus aureus</i> [in 0,1 ml]	negative

The microbiological quality of the product according to DIN EN ISO 17516 is fulfilled.

### Results – SEBACEOUS SKIN –

- **The influence of the product on the microbial diversity of the specific body region.**

A co-culture of key organisms of the specific body region is incubated with the product for 15 min. The ratio of the bacteria compared to the control (PBS) is determined.

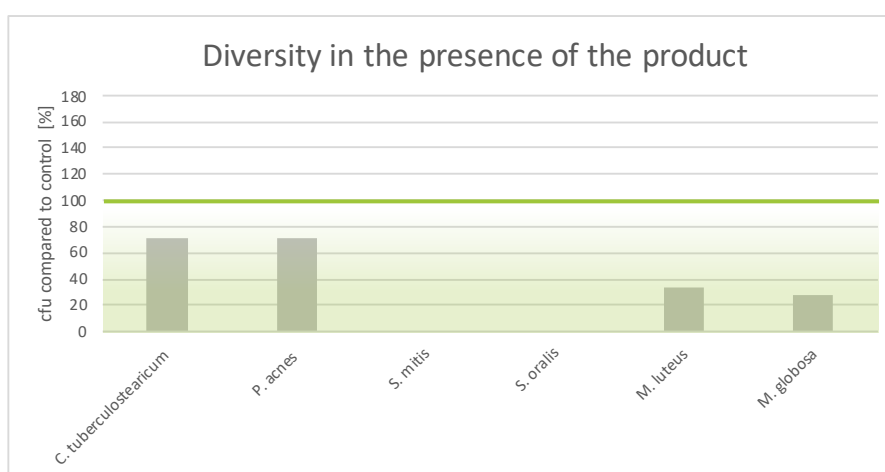


Key-Microbe	Time t=15 min	Rating
<b>P. acnes</b>	cfu/ml	
Control	3,2E+03	2
Product	2,6E+03	
<b>S. epidermidis</b>		
Control	5,9E+02	3
Product	2,1E+02	
<b>S. hominis</b>		
Control	8,4E+02	3
Product	9,0E+01	
<b>S. capitis</b>		
Control	3,6E+02	3
Product	3,0E+01	
<b>S. mitis</b>		
Control	4,4E+02	3
Product	< 10	
<b>C. simulans</b>		
Control	4,8E+02	3
Product	2,0E+01	
<b>M. globosa</b>		
Control	7,0E+02	3
Product	1,1E+02	
<b>Overall rating:</b>		2,9

### Results – DRY SKIN –

- **The influence of the product on the microbial diversity of the specific body region.**

A co-culture of key organisms of the specific body region is incubated with the product for 15 min. The ratio of the bacteria compared to the control (PBS) is determined.

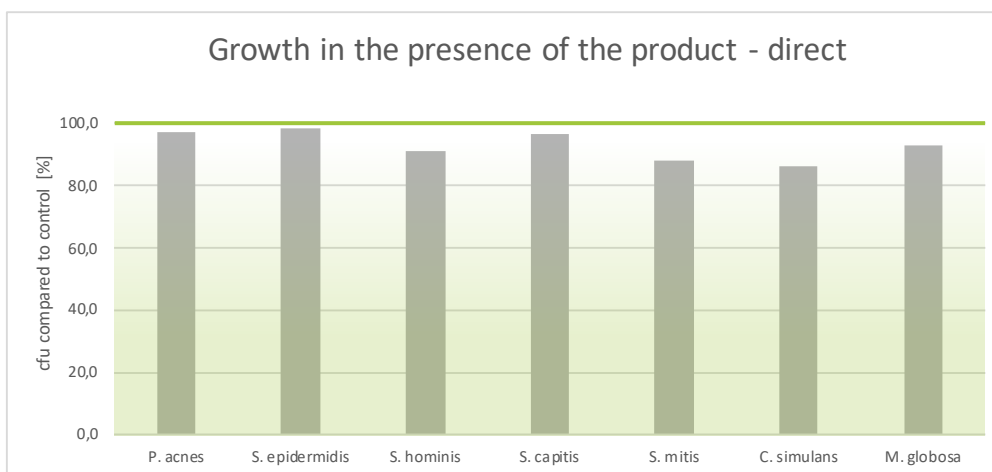


Key-Microbe	Time t=15 min	Rating	
<i>C. tuberculostearicum</i>	cfu/ml		
	Control	4,8E+03	
	Product	3,4E+03	3
<i>P. acnes</i>	Control	4,8E+03	
	Product	3,4E+03	2
	<i>S. mitis</i>		
Control	6,7E+02		
Product	< 10	3	
<i>S. oralis</i>	Control	2,5E+03	
	Product	< 10	3
	<i>M. luteus</i>	Control	1,6E+03
Product		5,5E+02	3
<i>M. globosa</i>		Control	8,2E+02
	Product	2,3E+02	3
	<b>Overall rating:</b>		2,8

### Results – SEBACEOUS SKIN –

- **The influence of the product on the growth behavior of the microbes of the specific body region – directly.**

The influence of the product on the growth of each individual microbe of the key organisms of the specific body region is investigated and put in relation to the control (PBS). Product contact with the microorganisms is directly.

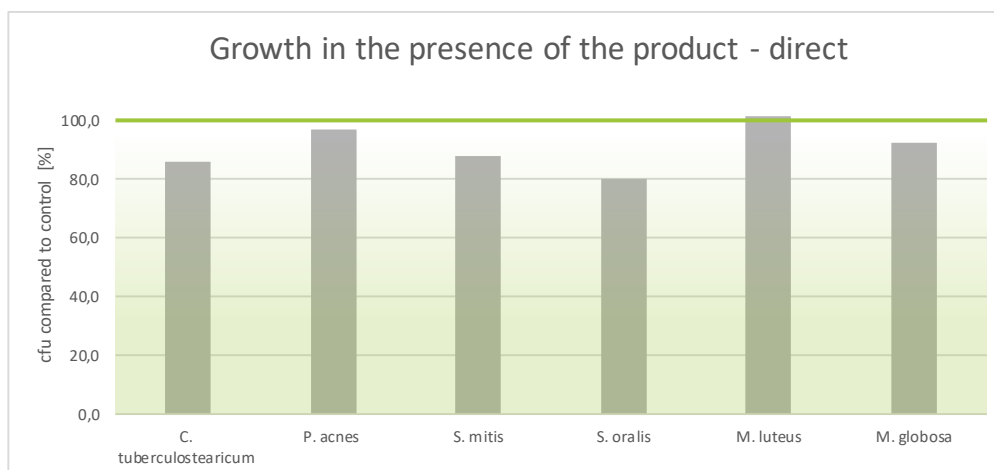


Key-Microbe	cfu /Plate		Rating
	Control	Product	
<i>P. acnes</i>	Control	1372	1
	Product	1328	
<i>S. epidermidis</i>	Control	656	1
	Product	644	
<i>S. hominis</i>	Control	828	2
	Product	752	
<i>S. capitis</i>	Control	632	1
	Product	608	
<i>S. mitis</i>	Control	628	2
	Product	552	
<i>C. simulans</i>	Control	360	2
	Product	311	
<i>M. globosa</i>	Control	1484	2
	Product	1376	
Overall rating:			1,6

### Results – DRY SKIN –

- **The influence of the product on the growth behavior of the microbes of the specific body region – directly.**

The influence of the product on the growth of each individual microbe of the key organisms of the specific body region is investigated and put in relation to the control (PBS). Product contact with the microorganisms is directly.

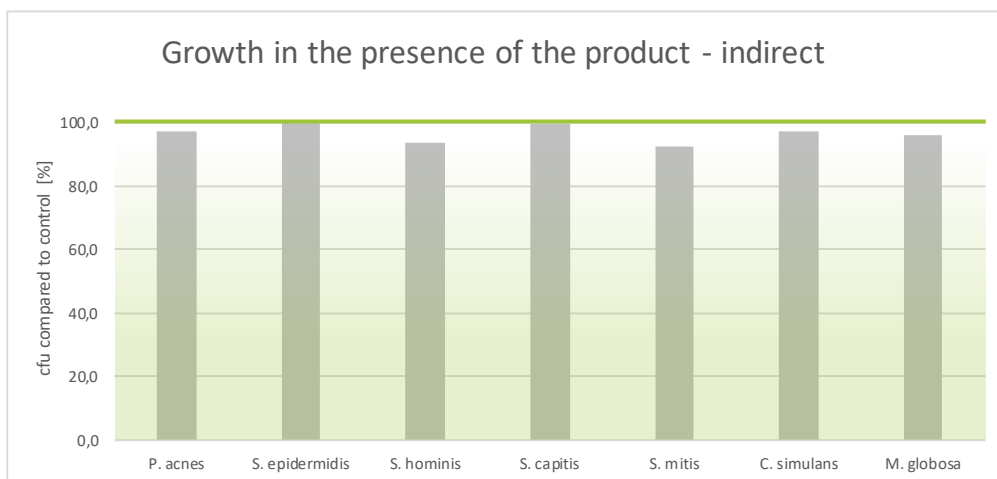


Key-Microbe	cfu /Plate		Rating
	Control	Product	
<i>C. tuberculostearicum</i>	Control	788	2
	Product	680	
<i>P. acnes</i>	Control	1372	1
	Product	1328	
<i>S. mitis</i>	Control	628	2
	Product	552	
<i>S. oralis</i>	Control	1064	2
	Product	852	
<i>M. luteus</i>	Control	1012	1
	Product	1028	
<i>M. globosa</i>	Control	1484	2
	Product	1376	
Overall rating:			1,7

### Results – SEBACEOUS SKIN –

- **The influence of the product on the growth behavior of the microbes of the specific body region – indirectly.**

The influence of the product on the growth of each individual microbe of the key organisms of the specific body region is investigated and put in relation to the control (PBS). The product contact to the microorganisms is indirect.



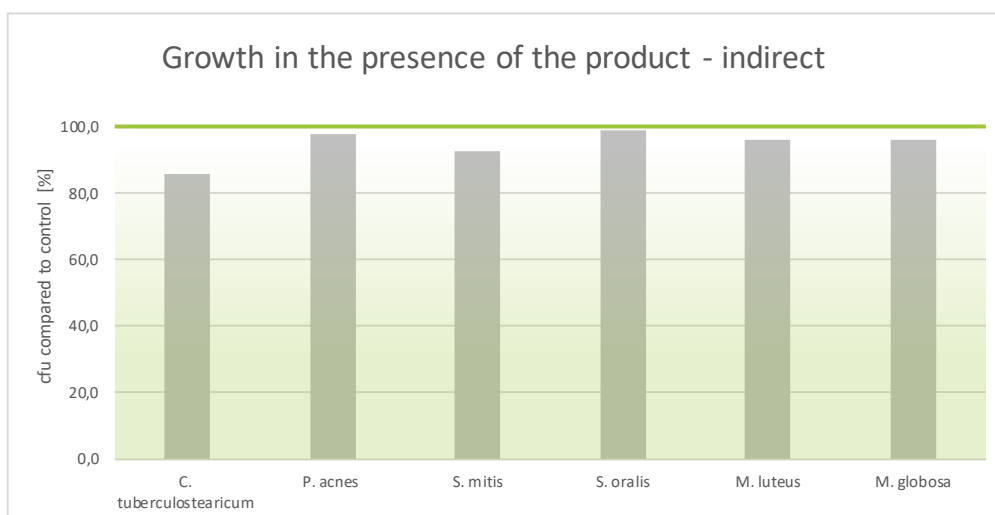
Key-Microbe	cfu /Plate		Rating
<i>P. acnes</i>	Control	1424	1
	Product	1388	
<i>S. epidermidis</i>	Control	584	1
	Product	588	
<i>S. hominis</i>	Control	856	2
	Product	804	
<i>S. capitis</i>	Control	656	1
	Product	652	
<i>S. mitis</i>	Control	660	2
	Product	612	
<i>C. simulans</i>	Control	373	1
	Product	362	
<i>M. globosa</i>	Control	1444	1
	Product	1388	
Overall rating:			1,3



### Results – DRY SKIN –

- **The influence of the product on the growth behavior of the microbes of the specific body region – indirectly.**

The influence of the product on the growth of each individual microbe of the key organisms of the specific body region is investigated and put in relation to the control (PBS). The product contact to the microorganisms is indirect.



Key-Microbe	cfu /Plate		Rating
<i>C. tuberculostearicum</i>	Control	808	2
	Product	692	
<i>P. acnes</i>	Control	1424	1
	Product	1388	
<i>S. mitis</i>	Control	660	2
	Product	612	
<i>S. oralis</i>	Control	1108	1
	Product	1092	
<i>M. luteus</i>	Control	1056	1
	Product	1012	
<i>M. globosa</i>	Control	1444	1
	Product	1388	
Overall rating:			1,3

### Results

The results are evaluated with grades from 1 (one) to 3 (three). If the product shows no or positive influence to the above-mentioned aspects, a grade of 1 is awarded respectively.

If only a very weak negative influence can be detected in the tests, the grade 2 is awarded and in case of a clearly negative influence, the product receives the grade 3.

The product has passed up to grade 2.0.

Here the grade means

**1 = Microbiome-friendly   2 = Microbiome-neutral   3 = Microbiome-damaging.**

Test	Grade
Diversity of the corresponding skin microbiome (x2) (sebaceous)	2,9
Diversity of the corresponding skin microbiome (x2) (dry)	2,8
Skin-product contact direct (x2) (sebaceous)	1,6
Skin-product contact direct (x2) (dry)	1,7
Skin-product contact indirect (sebaceous)	1,3
Skin-product contact indirect (dry)	1,3
<b>Overall grade</b>	<b>2,0</b>

**With an overall grade of 2,0 the seal „Microbiome-friendly“ is awarded according to MyMicrobiome Standard 18.10.**

Place, Date: Balzers, 16 December 2020

Responsible person: Dr. Kristin Neumann

Signature:

