

The influence of the product on the key organisms of the respective body region was examined.

### Information about the tested product:

#### Manufacturer:

Dow Silicones Corporation  
2200 West Salzburg Road  
MI 48611 Auburn  
USA

#### Name of the product:

DOWSIL™ HMW 2220 Non-Ionic Emulsion

<b>Product type:</b>	Ingredient
<b>Application:</b>	Leave-on
<b>Dilution:</b>	5% in water
<b>Sample received:</b>	05 February 2026
<b>Test Start:</b>	10 February 2026
<b>Test End:</b>	13 March 2026
<b>Test Standard:</b>	<b>MyMicrobiome Standard 18.10 Face</b>
<b>Test result:</b>	<b>1.7</b>
<b>Certification:</b>	Granted

## Test description

The MyMicrobiome Standard evaluates the influence of cosmetics, personal care products and pharmaceuticals on the microbial key players located at a specific skin or mucous membrane site.

An intact skin microbiome has a fundamental influence on skin health. Skin-friendly products must also be microbiome-friendly and ensure the maintenance of the balance among the skin microorganisms of the user.

Every person's microbiome is unique. Each body area, however, harbors a characteristic composition of bacteria, viruses and fungi. The test examines the product's influence on the key organisms typical for each skin area and thus offers a standardized procedure.

## Various aspects are examined:

### The microbial quality of the product.

To be evaluated according to our standard, the product needs to be free of contaminants. This is verified in the microbial quality test.

### The influence of the product on the natural, healthy skin balance.

The skin-commensal bacterium *Staphylococcus epidermidis* produces antimicrobial peptides (so-called bacteriocins) and regulates skin pH, which keeps harmful microorganisms, such as *Staphylococcus aureus* in check. The product should not disturb the balance between friendly and harmful bacteria. This sensitive balance is investigated in conjunction with the product.

### The influence of the product on the bacterial diversity of the specific body region.

Each body region is colonized by a certain set of microorganisms. For healthy microbiome, it is particularly important to maintain this biodiversity. The influence of the product on the respective microbial composition is examined in the test. The aim is to find as many key organisms as possible after contact with the product.

### The influence of the product on the growth behavior of the microbes of the specific body region.

In addition to the diversity of the microorganisms in a specific body area, the growth of the individual key organisms should not be influenced by the product. The key organisms are brought into direct and indirect contact with the product and their growth is observed.

## Results

### The microbiological quality of the product.

The prerequisite for the test for microbial friendliness is the microbiological quality of the product based on DIN ISO 17516. The following table contains the limit values for contaminants that must be observed.

Types of organisms	Limit values
<b>Total aerobic microbial count (TAMC) and total combined yeasts/ moulds count (TYMC)</b>	≤ 20 cfu*/g or ml

\* colony forming units (cfu)

### Results microbiological quality

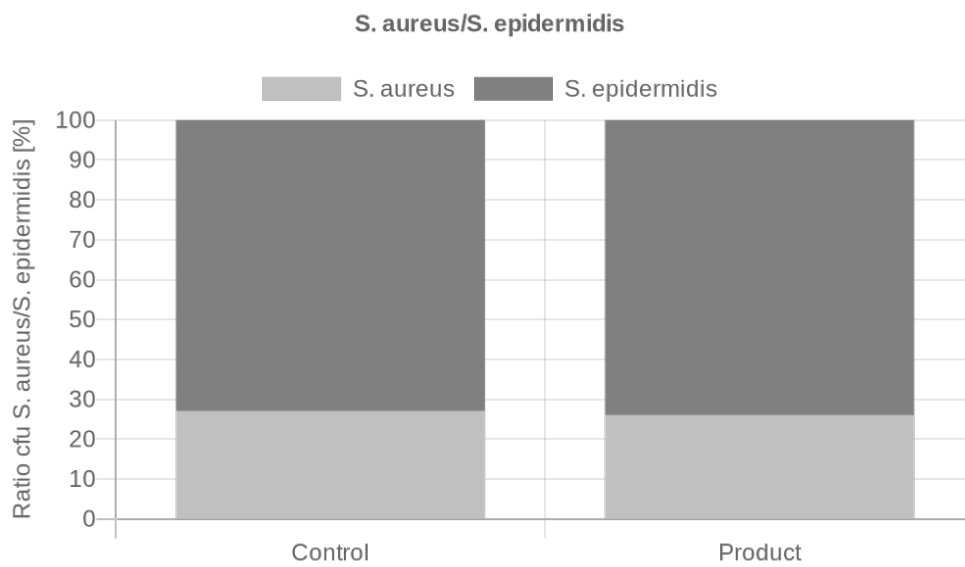
Parameter	Sample no.: 26.1198.18.3
TAMC and TYMC [cfu/0,1 ml]	< 20

The microbiological quality of the product is fulfilled.

**Results**

**The influence of the product on the natural, healthy skin balance.**

A co-culture of *S. epidermidis* and *S. aureus* is incubated with the product for 15 min (rinse-off) or 4h (leave-on). Bacterial counts are determined, the ratio of the two microbes to each other is assessed and compared to the control sample (PBS).

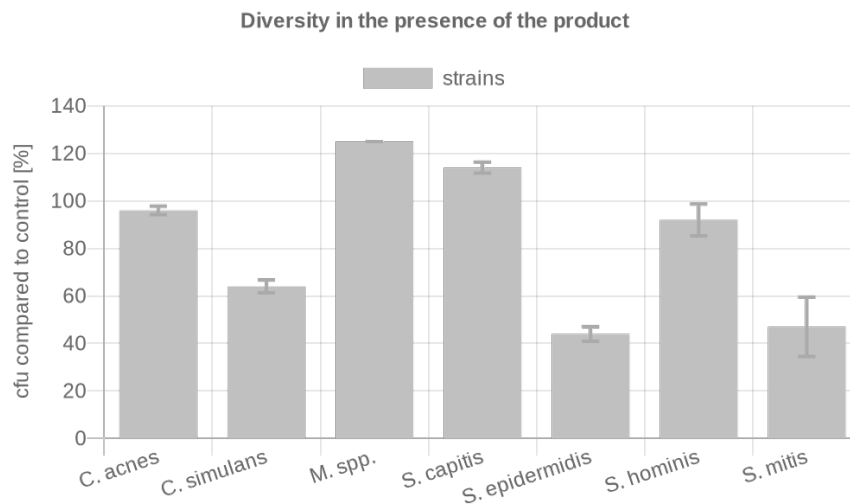


	cfu/ml		Ratio Product/ Control	Grade
	<i>S. aureus</i>	<i>S. epidermidis</i>		
<b>Control</b>	1100	2973.3	1.1	<b>1.0</b>
<b>Product</b>	1153.3	3286.7		

## Results

### The influence of the product on the microbial diversity of the specific body region.

A co-culture of key organisms of the specific body region is incubated with the product for 15 min (rinse-off) or 4h (leave-on). Bacterial colonies are counted, and the ratio of the cfu in the presence of the product compared to the control (PBS) is determined.

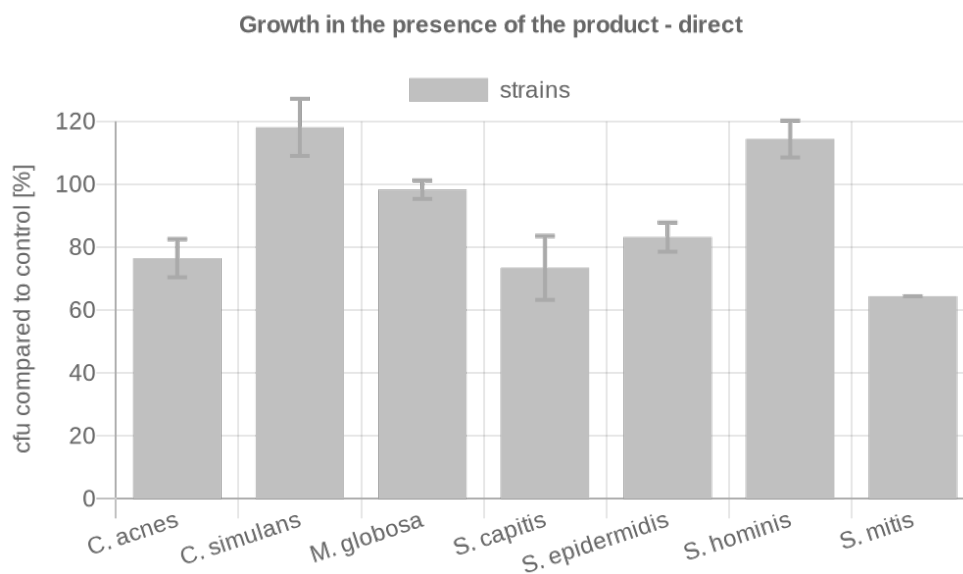


Key-Microbe	t=	4h	Rating
	cfu/ml		
<b>C. acnes</b>	Control	813.3	1
	Product	780	
<b>C. simulans</b>	Control	1353.3	3
	Product	866.7	
<b>M. spp.</b>	Control	20000	2
	Product	25000	
<b>S. capitis</b>	Control	4306.7	1
	Product	4920	
<b>S. epidermidis</b>	Control	165.7	3
	Product	73.3	
<b>S. hominis</b>	Control	137	2
	Product	126	
<b>S. mitis</b>	Control	17	3
	Product	8	
<b>Overall rating:</b>			<b>2.1</b>

## Results

### The influence of the product on the growth behavior of the microbes of a specific body region – directly.

The influence of the product on the growth of each individual key organism of the specific body region is investigated and the ratio of the cfu in the presence of the product is calculated in % relative to the control sample (PBS). Product contact with the microorganisms is direct.



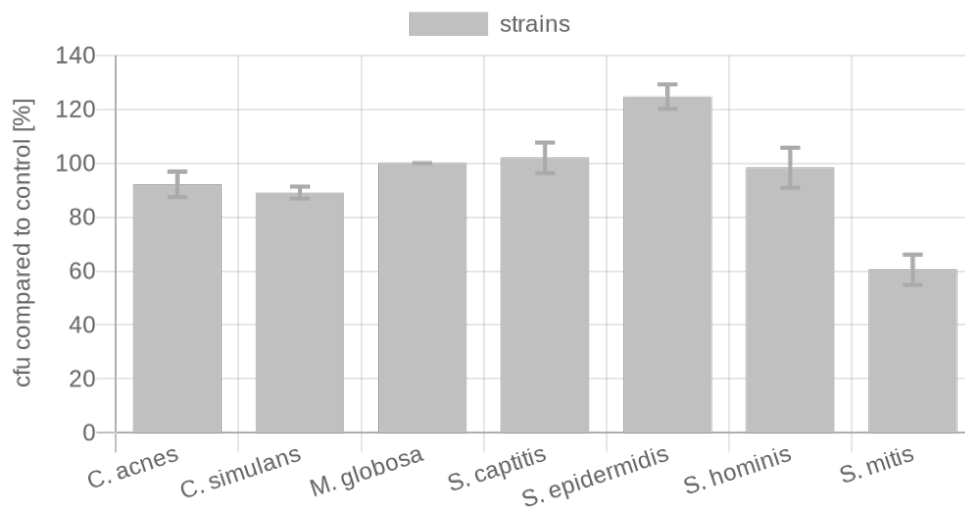
Key-Microbe	cfu/ml		Rating
<b>C. acnes</b>	Control	426	2
	Product	326	
<b>C. simulans</b>	Control	468	1
	Product	552.7	
<b>M. globosa</b>	Control	100	1
	Product	98.3	
<b>S. capitis</b>	Control	563.3	2
	Product	413.3	
<b>S. epidermidis</b>	Control	685	2
	Product	570	
<b>S. hominis</b>	Control	163.7	1
	Product	187.3	
<b>S. mitis</b>	Control	1552	3
	Product	1000	
<b>Overall rating:</b>			<b>1.7</b>

## Results

### The influence of the product on the growth behavior of the microbes of the specific body region – indirectly.

The influence of the product on the growth of each individual key organism of the specific body region is investigated and the ratio of the cfu in the presence of the product is calculated in % relative to the control sample (PBS). Product contact with the microorganisms is indirect.

Growth in the presence of the product - indirect



Key-Microbe	cfu/ml		Rating
<b>C. acnes</b>	Control	308.7	2
	Product	284.7	
<b>C. simulans</b>	Control	433.3	2
	Product	386	
<b>M. globosa</b>	Control	100	1
	Product	100	
<b>S. capitis</b>	Control	420.7	1
	Product	429.3	
<b>S. epidermidis</b>	Control	465	1
	Product	580	
<b>S. hominis</b>	Control	151.3	1
	Product	148.7	
<b>S. mitis</b>	Control	1554	3
	Product	940	
<b>Overall rating:</b>			<b>1.6</b>

## Results

The results are evaluated with grades from 1 (one) to 3 (three).

The product has passed if it obtains grades between 1.0 and 2.0.

1.0 – 2.0 = Microbiome-friendly | 2.1 – 3.0 = Microbiome-influencing

Test	Grade
Balance of the skin microbiome	1.0
Diversity of the corresponding skin microbiome (x2)	2.1
Skin-product contact direct (x2)	1.7
Skin-product contact indirect	1.6
<b>Overall grade</b>	<b>1.7</b>

**With an overall grade of 1.7 the seal „Microbiome-friendly“ is awarded according to MyMicrobiome Standard 18.10 Face.**

Place, Date: Hauptwil, 13 March 2026

Responsible person: Dr. Kristin Neumann

Signature:

